

LINE OF FIRE KITCHEN

SITUATION

Aunt Jean asked you to babysit your niece, Rosie for the evening. You arrive, walk into the kitchen and see this scene that greets you.

CHALLENGE

Review the situation and identify and list all the areas of concern/danger spots.




LINE OF FIRE GARAGE

SITUATION

Your mom asks you to clean out the garage and check her car.

CHALLENGE

Review the situation and identify and list all the areas of concern/danger spots.



LINE OF FIRE YARD

SITUATION

Your friend Bobby broke his arm. He asks you to help him with some yard work. You grab the mower and get to work.

CHALLENGE

Review the situation and identify and list all the areas of concern/danger spots.



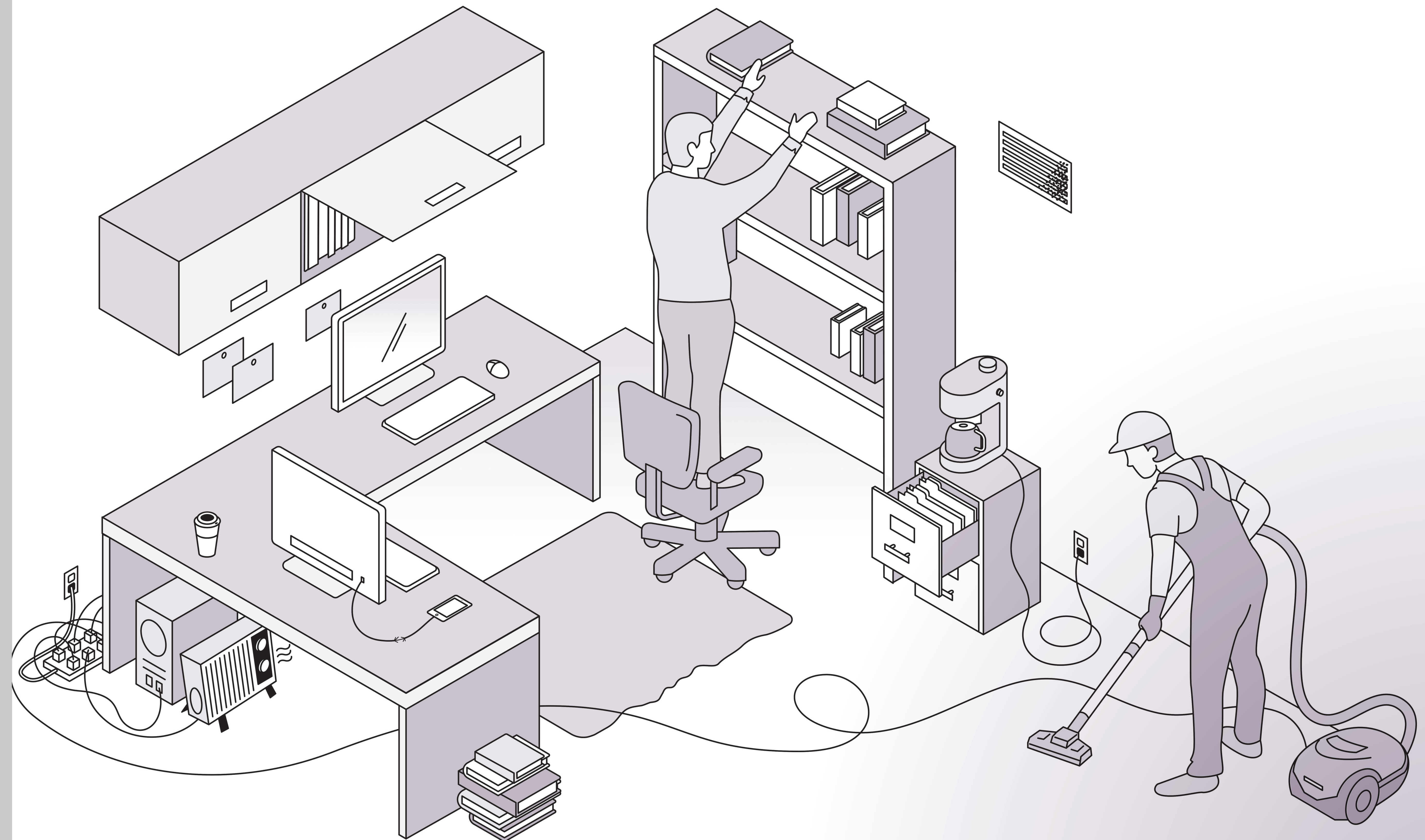
LINE OF FIRE OFFICE

SITUATION

A new director joined the company this week. You stop by his office to check-in and see this.

CHALLENGE

Review the situation and identify and list all the areas of concern/danger spots.





At Hess, our first priority is the safety of our workforce. Our safety programs and practices aim to maintain a culture in which employees and contractors keep each other safe on the job.

DROPPED OBJECTS

- Establish and obey exclusion zones
- Secure tools and equipment



ENERGY

- Prepare for trapped pressure
- Establish exclusion zones for pressure testing
- Employ qualified persons with appropriate PPE to mitigate arc flash
- Verify isolation and zero energy before work begins



HEAVY EQUIPMENT

- Avoid backing up
- Maintain situational awareness
- Employ parking brakes and chocks
- Ensure clear views and/or use spotters

SUSPENDED LOADS

- Inspect conditions
- Install and use tag lines
- Restrict workers from hazard zones
- Alert to load swings
- Employ qualified equipment operators



AVOID THE LINE OF FIRE

IF YOU SEE UNSAFE WORK CONDITIONS, ACT IMMEDIATELY AND STOP WORK




TENSION DEVICES

- Be aware of stored energy potential
- Properly secure and brace
- Operate within specified capacity



SWINGING TOOLS

- Inspect tool(s) before use
- Ensure swinging path is clear



MOVING PARTS

- Ensure all parts are clear
- Check guards are in place
- Properly isolate equipment before removing parts and/or working around



EXCAVATIONS

- Protect trenches/excavations from collapse
- Ensure hazards are barricaded
- Prevent line strikes



ROLLING OBJECTS

- Be alert for unstable object storage and/or transport
- Use adequate bracing to prevent rolling or sliding
- Stay clear of loading area



EVERYONE
EVERYWHERE
EVERYDAY
**HOME
SAFE**